

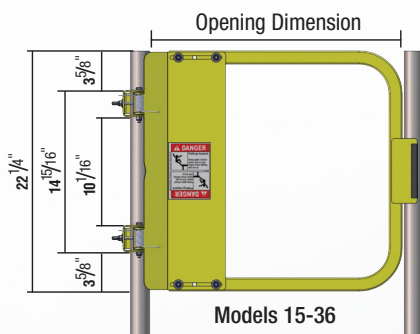
LADDER SAFETY GATE - SINGLE GATE

All Materials & Finishes (PCY/GAL/SS/SS-SW/ALUM)

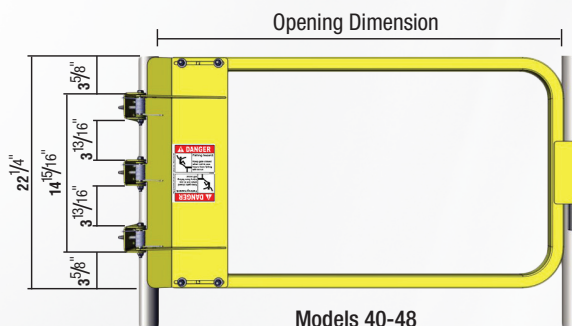
Gate Sizing And Price Chart

Product Number *	Fits Opening Dimension		Powder Coat Yellow - PCY	Hot-Dipped Galvanized - GAL	Stainless Steel (304-2b) - SS	Stainless Steel (316L-2b) - SS-SW "Seal Welded for Food Processing"	Aluminum - ALU
	Min.	Max.	Price Each	Price Each	Price Each	Price Each	Price Each
LSG-15	13-3/4"	17-1/2"	\$178	\$178	\$267	\$365	NA
LSG-18	16-3/4"	20-1/2"	\$180	\$180	\$274	\$372	\$256
LSG-21	19-3/4"	23-1/2"	\$182	\$182	\$282	\$381	\$258
LSG-24	22-3/4"	26-1/2"	\$184	\$184	\$290	\$389	\$260
LSG-27	25-3/4"	29-1/2"	\$186	\$186	\$297	\$396	\$262
LSG-30	28-3/4"	32-1/2"	\$189	\$189	\$305	\$404	\$269
LSG-33	31-3/4"	35-1/2"	\$191	\$191	\$313	\$412	\$271
LSG-36	34-3/4"	38-1/2"	\$193	\$193	\$321	\$420	\$273
LSG-40	38-3/4"	42-1/2"	\$248	\$248	\$393	\$510	NA
LSG-44	42-3/4"	46-1/2"	\$275	\$275	\$401	\$519	NA
LSG-48	46-3/4"	50-1/2"	\$303	\$303	\$487	\$645	NA

* For a specific product, indicate the finish abbreviation at the end of the Product Number (example: LSG-15-PCY)



Models 15-36



Models 40-48

Powder Coat Yellow



Hot-Dipped Galvanized




Stainless Steel (304-2b)



Stainless Steel (316L-2b)



Aluminum



OPTIONAL: ADAPTER BRACKETS

LSG-LP-2204



LSG-FB-2205



LSG-AC-2206



Available in Powder Coat Safety Yellow (Shown Above), Hot-Dipped Galvanized or Stainless Steel. See Optional Adapter Bracket Price Sheet for Details.

IMPORTANT: When using the Optional Adapter Brackets, order Ladder Safety Gate Size 2-1/2" smaller to account for mounting location.

To determine the proper size Ladder Safety Gate when using Adapter Brackets perform the following:

- Railing Opening - 2-1/2" = Fits Opening Dimension
- Example: 24" Railing Opening - 2-1/2" = 21-1/2"
- Choose the LSG-21 from the Chart.

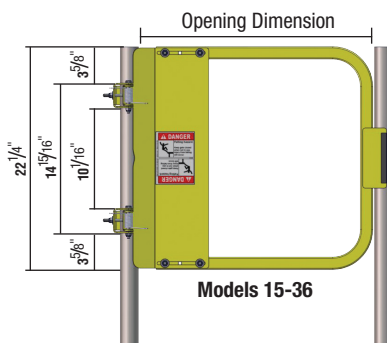


LADDER SAFETY GATE - SINGLE GATE

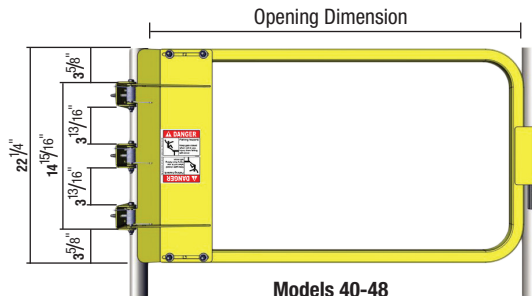
All Materials & Finishes (PCY/GAL/SS/SS-SW/ALUM)

Gate Sizing Chart

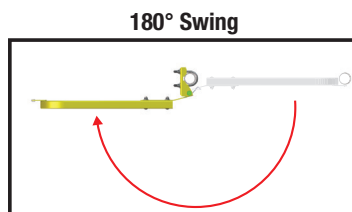
Product Number	Fits Opening Dimension	
	Min.	Max.
LSG-15	13-3/4"	17-1/2"
LSG-18	16-3/4"	20-1/2"
LSG-21	19-3/4"	23-1/2"
LSG-24	22-3/4"	26-1/2"
LSG-27	25-3/4"	29-1/2"
LSG-30	28-3/4"	32-1/2"
LSG-33	31-3/4"	35-1/2"
LSG-36	34-3/4"	38-1/2"
LSG-40	38-3/4"	42-1/2"
LSG-44	42-3/4"	46-1/2"
LSG-48	46-3/4"	50-1/2"



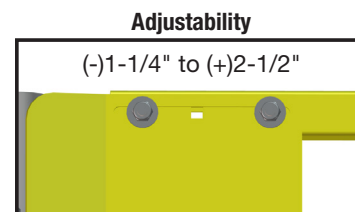
Models 15-36



Models 40-48

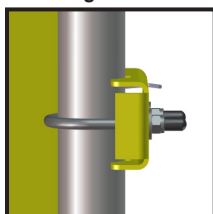


180° Swing

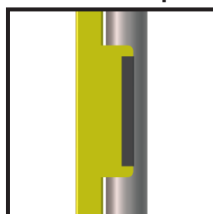


Adjustability

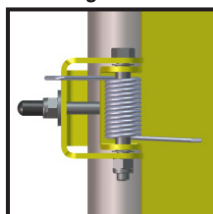
Standard Universal
Hinge Bracket



Positive Stop



Hinge Detail



Large Pipe



Angle Iron



Flat Bar



Optional Adapter Brackets

Order gate at a size 2-1/2" smaller to account for mounting location.

Gate Construction:

- Gate: 1-1/4", 11-gauge* square tubing. Minimum dimension from top of gate arm to bottom of gate arm is 22-1/4".
- Mounting Bracket: Universal mounting bracket fits round railings up to 2" O.D. and square railings up to 1-1/2" square. Bracket is adaptable to bolt to flat surfaces.
- Hinge Plate: 10 gauge, full height of gate. Hinge plate provides for gate adjustment of 3-3/4", (-)1-1/4" to (+)2-1/2".
- Standard Hardware: U-bolts, flat washers, nuts and plastic thread protector cap.
- Springs: Torsion type, stainless steel. Minimum of two (2) springs per gate, housed within hinge pivot.
- Material & Finish: To be one of the following, based on model:
 - Mild steel, powder coat yellow. Hardware to be zinc plated.
 - Mild steel, hot dip galvanized. Hardware to be zinc plated.
 - Stainless steel, 304-2b, unpainted. Hardware to be stainless steel type 316.
 - Stainless steel, 316l-2b, unpainted. Hardware to be stainless steel type 316, seal welded.
 - Aluminum, 6061, unpainted. Hardware to be stainless steel type 316.
- Gate Operation: Allows for 180° travel. Gate swing direction is reversible by inverting or rotating.
- Packaging: Carton includes gate, standard mounting hardware, and Installation/O&M Manual.
- Warranty: 1 Year Limited.

*Aluminum, 0.125" wall thickness. Stainless Steel, 16-gauge square tubing.