



## LADDER SAFETY GATE - ADAPTER BRACKETS

### All Materials & Finishes (PCY/GAL/SS)

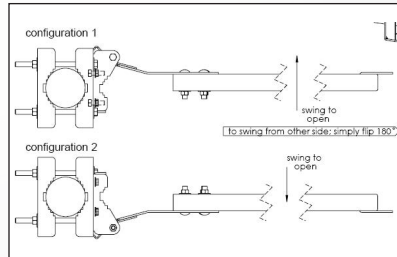
Ladder Safety Gate Optional "No Drill" Mounting Adapter Brackets are designed for unique mounting applications, or where "no drill" installation is required or desirable. PS Safety Access offers three optional adapter bracket models available in two hinge or three hinge variations

- a. **Large Pipe Adapter Bracket (LP-2204):** The LP-2204 adapter bracket is for square or rectangle railing columns or mounting surfaces which are larger than 2" O.D. up to 3-3/4" O.D. and/or 3"x3" square tube.
- b. **Flat Bar Adapter Bracket (FB-2205):** The FB-2205 adapter bracket is for rectangular bar stock columns larger than 2" O.D. up to 4" width. The maximum thickness capability of the FB-2205 is dependant upon the length of bolts. The standard FB-2205 includes bolts to fit a maximum thickness of 1/4".
- c. **Angle Iron Adapter Bracket (AC-2206):** The AC-2206 adapter bracket is for angle iron railing columns. It fits angle iron with a maximum dimension of 3-3/4" x 3-3/4".
- d. **Finish:** On all exposed surfaces. Choose from options below:
  1. Powder Coat Safety Yellow (PCY): Hardware to be zinc plated.
  2. Hot-Dipped Galvanized (GAL). Hardware to be zinc plated.
  3. Stainless Steel (SS): Type 316L. Hardware to be Stainless Steel type 316.
- e. **Two hinge variation** compatible with Ladder Safety Gates 15"-36". Three hinge variation compatible with Ladder Safety Gates 40"-44".

### LARGE PIPE ADAPTER BRACKET (LP-2204)



	Item Number	Price / Set
2 Hinge	LSG-LP2-2204-PCY	\$51
	LSG-LP2-2204-GAL	\$51
	LSG-LP2-2204-SST	\$125
3 Hinge	LSG-LP3-2204-PCY	\$76
	LSG-LP3-2204-GAL	\$76
	LSG-LP3-2204-SST	\$187



**IMPORTANT:** When using the Optional Adapter Brackets, order Ladder Safety Gate Size 2-1/2" smaller to account for mounting location.

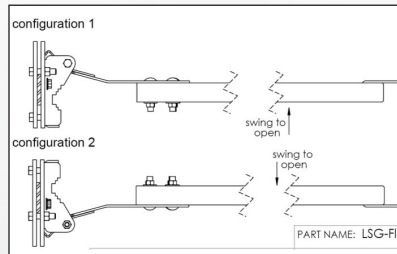
To determine the proper size Ladder Safety Gate when using Adapter Brackets perform the following:

- Railing Opening - 2-1/2" = Fits Opening Dimension
- Example: 24" Railing Opening - 2-1/2" = 21-1/2"
- Choose the LSG-21 from the Chart.

### FLAT BAR ADAPTER BRACKET (FB-2205)



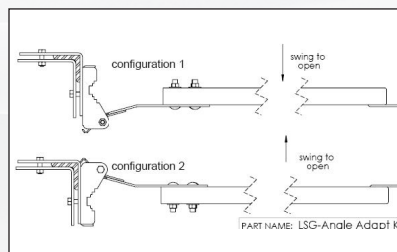
	Item Number	Price / Set
2 Hinge	LSG-FB2-2205-PCY	\$40
	LSG-FB2-2205-GAL	\$40
	LSG-FB2-2205-SST	\$95
3 Hinge	LSG-FB3-2205-PCY	\$60
	LSG-FB3-2205-GAL	\$60
	LSG-FB3-2205-SST	\$142



### ANGLE IRON ADAPTER BRACKET (AC-2206)



	Item Number	Price / Set
2 Hinge	LSG-AC2-2206-PCY	\$51
	LSG-AC2-2206-GAL	\$51
	LSG-AC2-2206-SST	\$125
3 Hinge	LSG-AC3-2206-PCY	\$76
	LSG-AC3-2206-GAL	\$76
	LSG-AC3-2206-SST	\$187



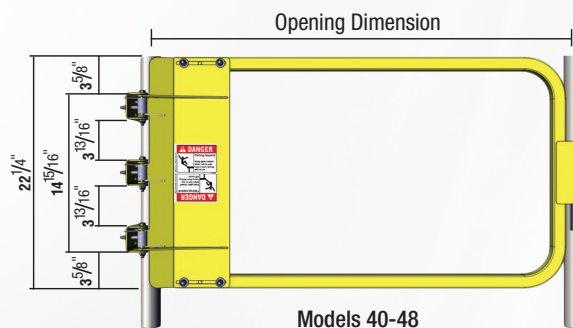
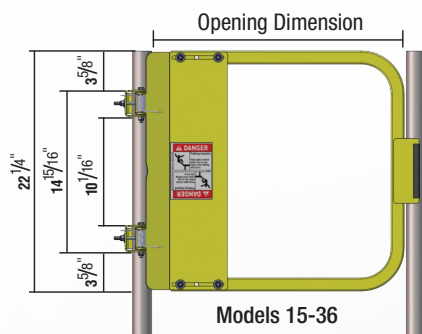
## LADDER SAFETY GATE - SINGLE GATE

All Materials & Finishes (PCY/GAL/SS/SS-SW/ALUM)

Gate Sizing And Price Chart

Product Number *	Fits Opening Dimension		Powder Coat Yellow - PCY	Hot-Dipped Galvanized - GAL	Stainless Steel (304-2b) - SS	Stainless Steel (316L-2b) - SS-SW "Seal Welded for Food Processing"	Aluminum - ALU
	Min.	Max.	Price Each	Price Each	Price Each	Price Each	Price Each
LSG-15	13-3/4"	17-1/2"	\$178	\$178	\$267	\$365	NA
LSG-18	16-3/4"	20-1/2"	\$180	\$180	\$274	\$372	\$256
LSG-21	19-3/4"	23-1/2"	\$182	\$182	\$282	\$381	\$258
LSG-24	22-3/4"	26-1/2"	\$184	\$184	\$290	\$389	\$260
LSG-27	25-3/4"	29-1/2"	\$186	\$186	\$297	\$396	\$262
LSG-30	28-3/4"	32-1/2"	\$189	\$189	\$305	\$404	\$269
LSG-33	31-3/4"	35-1/2"	\$191	\$191	\$313	\$412	\$271
LSG-36	34-3/4"	38-1/2"	\$193	\$193	\$321	\$420	\$273
LSG-40	38-3/4"	42-1/2"	\$248	\$248	\$393	\$510	NA
LSG-44	42-3/4"	46-1/2"	\$275	\$275	\$401	\$519	NA
LSG-48	46-3/4"	50-1/2"	\$303	\$303	\$487	\$645	NA

\* For a specific product, indicate the finish abbreviation at the end of the Product Number (example: LSG-15-PCY)



Powder Coat Yellow



Hot-Dipped Galvanized



Stainless Steel (304-2b)



Stainless Steel (316L-2b)



Aluminum



### OPTIONAL: ADAPTER BRACKETS

LSG-LP-2204



LSG-FB-2205



LSG-AC-2206



Available in Powder Coat Safety Yellow (Shown Above), Hot-Dipped Galvanized or Stainless Steel. See Optional Adapter Bracket Price Sheet for Details.

**IMPORTANT:** When using the Optional Adapter Brackets, order Ladder Safety Gate Size 2-1/2" smaller to account for mounting location.

To determine the proper size Ladder Safety Gate when using Adapter Brackets perform the following:

- Railing Opening - 2-1/2" = Fits Opening Dimension
- Example: 24" Railing Opening - 2-1/2" = 21-1/2"
- Choose the LSG-21 from the Chart.

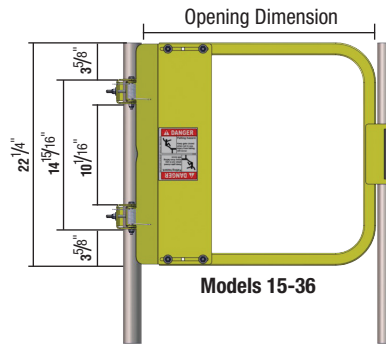


## LADDER SAFETY GATE - SINGLE GATE

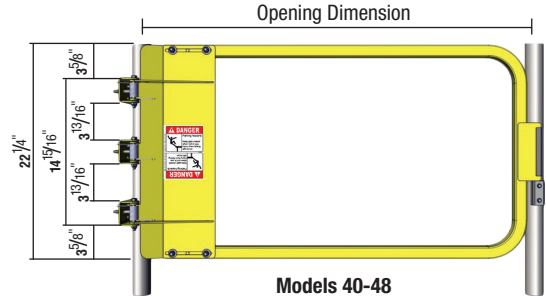
All Materials & Finishes (PCY/GAL/SS/SS-SW/ALUM)

Gate Sizing Chart

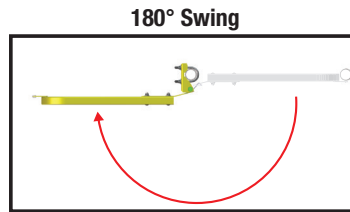
Product Number	Fits Opening Dimension	
	Min.	Max.
LSG-15	13-3/4"	17-1/2"
LSG-18	16-3/4"	20-1/2"
LSG-21	19-3/4"	23-1/2"
LSG-24	22-3/4"	26-1/2"
LSG-27	25-3/4"	29-1/2"
LSG-30	28-3/4"	32-1/2"
LSG-33	31-3/4"	35-1/2"
LSG-36	34-3/4"	38-1/2"
LSG-40	38-3/4"	42-1/2"
LSG-44	42-3/4"	46-1/2"
LSG-48	46-3/4"	50-1/2"



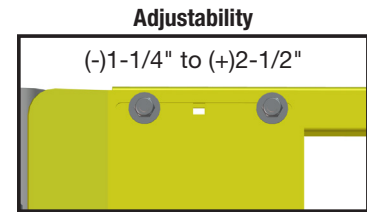
Models 15-36



Models 40-48

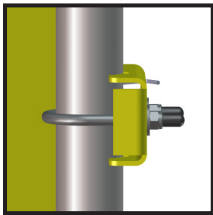


180° Swing




Adjustability

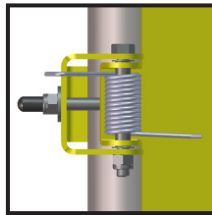
Standard Universal Hinge Bracket



Positive Stop



Hinge Detail



Large Pipe



Angle Iron



Flat Bar



Optional Adapter Brackets

Order gate at a size 2-1/2" smaller to account for mounting location.

### Gate Construction:

- Gate: 1-1/4", 11-gauge\* square tubing. Minimum dimension from top of gate arm to bottom of gate arm is 22-1/4".
- Mounting Bracket: Universal mounting bracket fits round railings up to 2" O.D. and square railings up to 1-1/2" square. Bracket is adaptable to bolt to flat surfaces.
- Hinge Plate: 10 gauge, full height of gate. Hinge plate provides for gate adjustment of 3-3/4", (-)1-1/4" to (+)2-1/2".
- Standard Hardware: U-bolts, flat washers, nuts and plastic thread protector cap.
- Springs: Torsion type, stainless steel. Minimum of two (2) springs per gate, housed within hinge pivot.
- Material & Finish: To be one of the following, based on model:
  - Mild steel, powder coat yellow. Hardware to be zinc plated.
  - Mild steel, hot dip galvanized. Hardware to be zinc plated.
  - Stainless steel, 304-2b, unpainted. Hardware to be stainless steel type 316.
  - Stainless steel, 316l-2b, unpainted. Hardware to be stainless steel type 316, seal welded.
  - Aluminum, 6061, unpainted. Hardware to be stainless steel type 316.
- Gate Operation: Allows for 180° travel. Gate swing direction is reversible by inverting or rotating.
- Packaging: Carton includes gate, standard mounting hardware, and Installation/O&M Manual.
- Warranty: 1 Year Limited.

\*Aluminum, 0.125" wall thickness. Stainless Steel, 16-gauge square tubing.