



Manual Or  
Automated Operation



Compliant

## SAFEMEZZ® HORIZONTAL GATE

### DURABLE, FLEXIBLE SAFETY FOR YOUR MEZZANINE

The SafeMezz® Horizontal Gate keeps your employees safe from dangerous falls and improves the efficiency of your material handling. Once installed on a mezzanine, this gate slides open and slides closed as needed, allowing you to forklift materials to your elevated space while protecting your crew. It's ideal for mezzanine openings, pallet racking areas, warehouses and picking/packing areas.

#### IMPROVES EMPLOYEE SAFETY

- Meets OSHA standards 1910.28 and 1910.29
- Includes 4" toeboard

#### DURABLE CONSTRUCTION

- Heavy-duty 1.5" X 1.5" 11-gauge square tube gate construction
- Long-lasting, powder coat safety yellow finish (custom stainless steel finish available)

#### VERSATILE INSTALLATION & OPERATION

- Available in two stock sizes with custom widths up to 12'
- On-deck or off-deck mounting options
- Available in manual and electric



*In applications where the product is positioned to protect a fall-edge, the person operating the product is required to implement another primary means of fall protection whenever the product is not closed.*

#### Additional SAFEMEZZ® Gate Options



SAFEMEZZ360™



SafeMezz®  
Vertical Gate



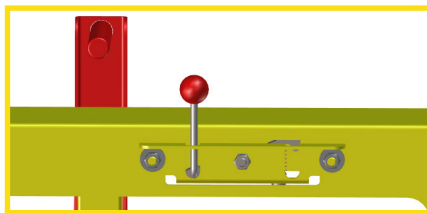
SafeMezz®  
Downward Gate

## STANDARD TECHNICAL DATA

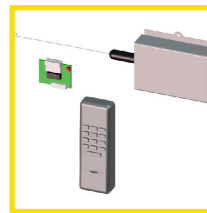
### OPERATION OPTIONS:



Electric Operator




Manual Handle / Latch



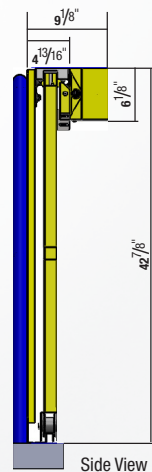
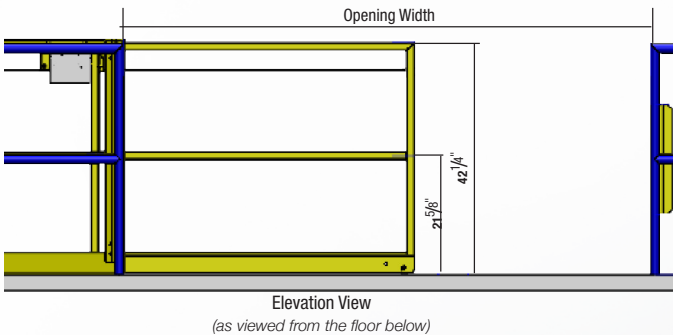
Radio Control Kit



Warning Horn



Pull Cord



### MEASURING GUIDE:

Product Number	Opening Width	Operator Option
MGHMM048042	48" (Made to order)	Manual
MGHEM048042	48" (Made to order)	Electric
MGHMM072042	72" (Stocked size)	Manual
MGHEM072042	72" (Stocked size)	Electric
MGHMM096042	96" (Stocked size)	Manual
MGHEM096042	96" (Stocked size)	Electric
MGHMM120042	120" (Made to order)	Manual
MGHEM120042	120" (Made to order)	Electric
MGHMM144042	144" (Made to order)	Manual
MGHEM144042	144" (Made to order)	Electric
Custom sizing and design available, mild steel product numbers shown.		

### MATERIAL:

- Gate: 1-1/2" square, 11-gauge tube, factory welded. Solid horizontal top rail and mid-rail, 4" high toeboard, 42" overall height, and vertical members not to exceed 8' on center
- Gate material to be one of the following:
  - Mild steel
  - Stainless steel, 304-2b (contact PS Safety Access for stainless steel product number)

### HARDWARE:

- Track, guides, brackets, and mounts: Furnished in accordance with material type and dimensional requirement of gate, in lengths and sizes appropriate for handling and shipping

### INSTALLATION:

- Mounting location: Deck mount (standard) or face mount available

### FINISH:

- Mild steel: Powder coat yellow on all unfinished exposed surfaces (standard)
- Stainless steel: Mill finish/unpainted on all unfinished, exposed surfaces (custom)

### PERFORMANCE RATING:

- Gate shall meet or exceed OSHA requirements, relative to dimensions and loads, at the time of manufacture