



EDGESAFE®
Smart Gate



**PATENT
US 10,907,314
& PATENTS
PENDING**



Smooth Gate
Operation



Approved For
Fall Protection



Adjusts To A Variety
Of Widths

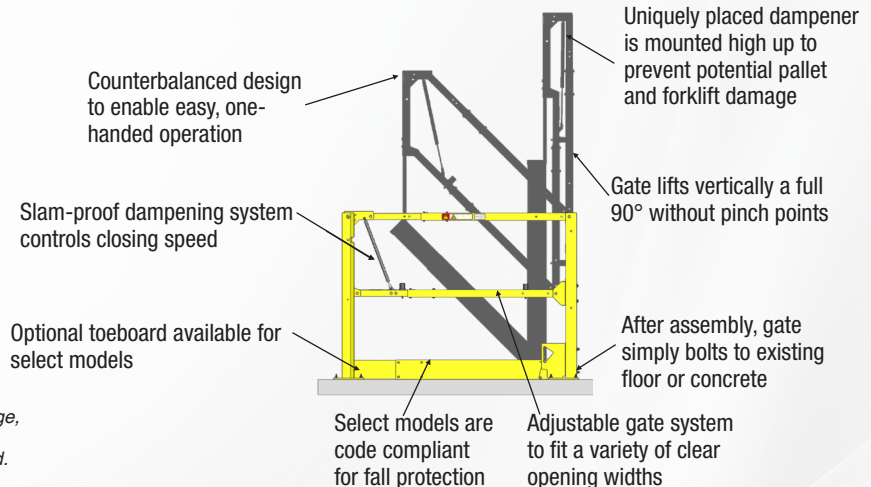
EDGESAFE® SMART GATE

THE SAFEST WAY TO KEEP THINGS MOVING IN YOUR WAREHOUSE

Improve employee and customer safety the smart way by utilizing the EdgeSafe® Smart Gate from PS Safety Access™ in your facility. Customizable to fit your specific applications, our Smart Gate is ideal for a variety of applications – including:

- Loading docks
- Fall protection/railing openings
- Machine guarding
- Equipment protection
- Ground-level traffic/pedestrian control
- Aisle violator
- Area perimeter protection
- Crowd control where forklift traffic (or other machinery) is present
- Mezzanines*

**In applications where the product is positioned to protect a fall-edge, the person operating the product is required to implement another primary means of fall protection whenever the product is not closed.*



START IMPROVING YOUR FACILITY TODAY WITH THE EDGESAFE SMART GATE:

- **Safety That Pays** – The EdgeSafe Smart Gate keeps your team safe while keeping your facility running efficiently
- **Extended Configurations** – Available in both Single (48" to 156") and Double (108" to 324") gate configurations to accommodate a variety of applications and opening sizes ranging from typical to extra large – the Double, for example, is well suited for low headroom and wide areas
- **Flexible Sizing** – Gate systems adjustable to fit a variety of clear opening widths
- **Easy Operation** – Counterbalanced design makes it easy for one person to operate the gate smoothly with just one hand
- **No Slamming** – A unique dampening system keeps the gate from closing hard, and the damper is specially mounted high up to prevent it from becoming damaged
- **Lifts Out Of The Way** – The gate lifts vertically 90 degrees (without pinch points) to ensure plenty of clearance
- **Built To Last** – Heavy-gauge steel and a powder coat yellow finish make it ideal for repetitive use
- **Ships Via FedEx Or UPS** – Once assembled, simply bolts to existing floor or concrete
- **Optional Toeboard** – Available for select gate sizes, an optional toeboard (sold separately) helps to increase edge protection from falling objects
- **Lock-Out Standard On All Gates** – Each model can be locked to prevent unauthorized access

701.746.4519 | 877.446.1519 | www.pssafetyaccess.com | 4psinfo@psindustries.com

FLEXIBLE SIZING WITH YOUR APPLICATION IN MIND



Access/Operator Workstation Control



Loading Dock Preparation/Fall Protection



Machine Guarding/Equipment Protection



Traffic Control/Operator Workstation Control



Outdoor Access Control



Ground-Level Pedestrian Control/Area Perimeter Protection

STANDARD TECHNICAL DATA

INSTALLATION:

Assembly required; after gate is fully assembled, product simply bolts to existing floor or concrete

MATERIAL:

- Gate Rails: 1-3/4" square, mild steel tube, minimum 16-gauge, factory welded
- Gate Post: 3" square, mild steel tube, minimum 12-gauge, factory welded
- Gate Catch: 10-gauge formed mild steel, factory welded
- Fasteners: zinc plated
- Anchors: 3/8" expansion-type concrete anchors for installation into a minimum of 3,000 PSI concrete

FINISH:

Powder Coat Safety Yellow

PERFORMANCE RATING:

One-year warranty from date of shipment, excluding finishes

EDGESAFE SMART GATE CONFIGURATIONS AND CODE COMPLIANCE

PATENT
US 10,907,314
& PATENTS
PENDING

TYPICAL CONFIGURATIONS

Gate Model	Clear Opening Widths	Clearance Height	Overall Gate Width
ESG-60-PCY	48" - 78"	95 ½" - 125 ½"	64" - 94"
ESG-96-PCY	84" - 108"	131 ½" - 164 ½"	100" - 124"
ESG-120-PCY	108" - 132"	164 ½" - 188 ½"	124" - 148"
ESG-144-PCY	132" - 156"	188 ½" - 212 ½"	148" - 172"
ESGDBL-120-PCY	108" - 168"	95 ½" - 125 ½"	124" - 184"
ESGDBL-192-PCY	180" - 228"	131 ½" - 164 ½"	196" - 244"
ESGDBL-240-PCY	228" - 276"	164 ½" - 188 ½"	244" - 292"
ESGDBL-288-PCY	276" - 324"	188 ½" - 212 ½"	292" - 340"
ESG-60-PCY w/Toeboard (515186)	42 ½" - 72 ½"	95 ½" - 125 ½"	64" - 94"
ESG-96-PCY w/Toeboard (515187)	78 ½" - 102 ½"	131 ½" - 164 ½"	100" - 124"
ESGDBL-120-PCY w/Toeboard (515186)	97" - 157"	95 ½" - 125 ½"	124" - 184"

**FOR COMPLETE SIZE CHART
AND MEASURING GUIDE
CLICK THE LINKS BELOW:**



**EdgeSafe Smart Gate Single -
Measuring Guide & Order Form**



**EdgeSafe Smart Gate Double -
Measuring Guide & Order Form**

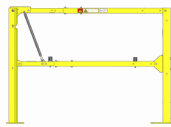


Code Compliant:
OSHA 1910.29,
ANSI A1264.1-2017,
ISO 14122-3:2016, and
Canada OHS SOR-86-304
Part II code requirements

SINGLE CONFIGURATIONS



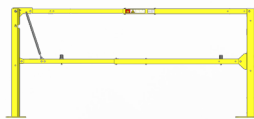
Approved For
Fall Protection



ESG-60-PCY
Optional Toeboard (515186) Qty. 1



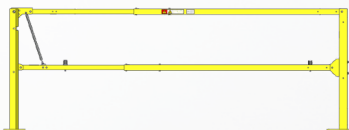
Approved For
Fall Protection



ESG-96-PCY
Optional Toeboard (515187) Qty. 1




Approved For
Fall Protection



ESG-120-PCY



Approved For
Fall Protection

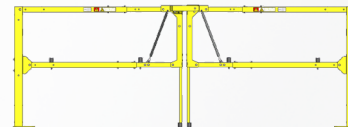


ESG-144-PCY

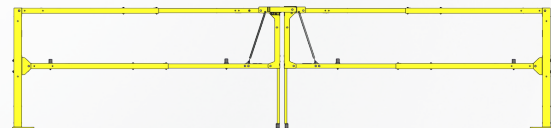
DOUBLE CONFIGURATIONS



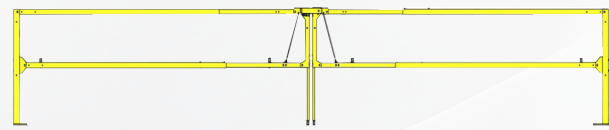
Approved For
Fall Protection



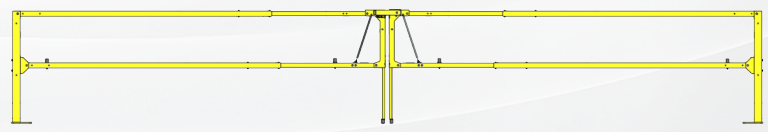
ESGDBL-120-PCY
Optional Toeboard (515186) Qty. 2



ESGDBL-192-PCY



ESGDBL-240-PCY



ESG-288-PCY

Rev031921