

# LADDER SAFETY GATE MEASURING GUIDE

\*For orders or product inquiries please email 4psinfo@psindustries.com



1150 S. 48<sup>TH</sup> STREET, GRAND FORKS, ND 58201  
**Phone:** 701.746.4519 | **Toll Free:** 877.446.1519  
**Website:** pssafetyaccess.com  
**Email:** 4psinfo@psindustries.com

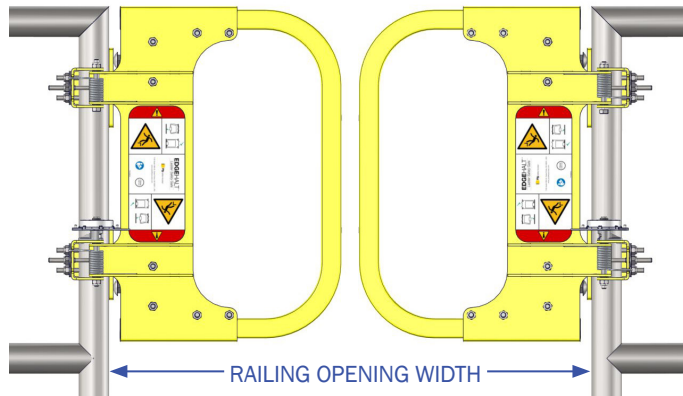


FINISH OPTIONS	
304SW	304 Stainless Steel Seal-Welded
PCY	Powder Coat Safety Yellow
GAL	Hot Dipped Galvanized

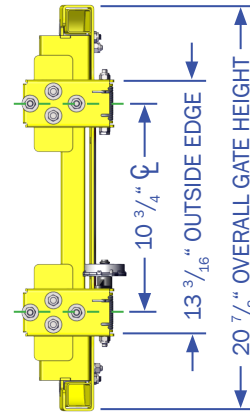
GATE MODEL/SIZE	GATE MODEL/SIZE				GATE FINISH TYPE			
	MODEL	MIN. RAILING OPENING WIDTH	MAX. RAILING OPENING WIDTH	MIN. FLAT SURFACE OPENING WIDTH	MAX. FLAT SURFACE OPENING WIDTH	304SW	PCY	GAL
GATE MODEL/SIZE	LSGPSD-2030	20"	30"	24 <sup>11</sup> / <sub>16</sub> "	34 <sup>11</sup> / <sub>16</sub> "			
	LSGPSD-3040	30"	40"	34 <sup>11</sup> / <sub>16</sub> "	44 <sup>11</sup> / <sub>16</sub> "			
	LSGPSD-4060	40"	60"	44 <sup>11</sup> / <sub>16</sub> "	64 <sup>11</sup> / <sub>16</sub> "			

\*Put Gate Quantity in White Table Cells.

## RAILING INSTALLATION

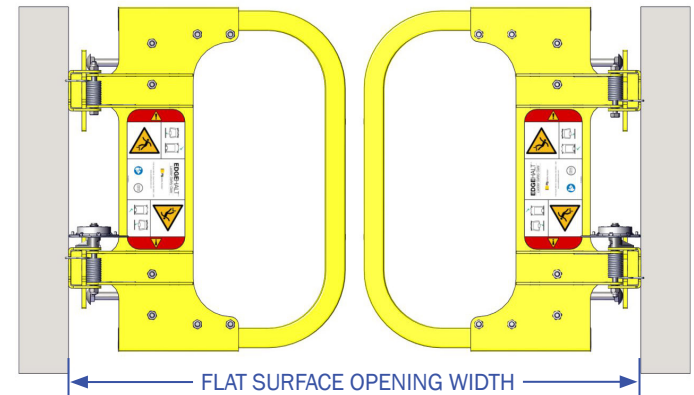


**FRONT VIEW EXTENDED**



**SIDE VIEW**

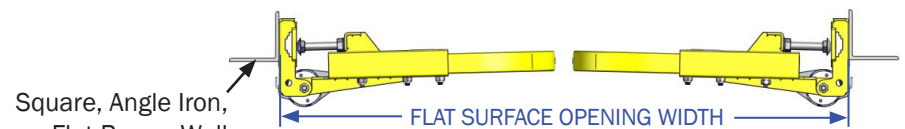
## FLAT SURFACE INSTALLATION



**FRONT VIEW EXTENDED**



**TOP VIEW EXTENDED**



**TOP VIEW EXTENDED**