

SAFETY PROTECTION STARTS HERE



PS Safety Access™

A Safe Worker Is A Better Worker, And Our Products Prove It

Our PS Safety Access™ product offering is a complete line of safety and fall-protection products that help keep employees safe and increase material handling efficiency. Simply put, our safety products are built to ensure that users get to go home each and every night after their work is done. These gates, hatches and doors provide barriers against the everyday workplace dangers that can injure personnel and hinder productivity.

LADDER FALL PROTECTION



EDGEHALT® *Ladder Safety Gate* (LSG)

PATENTS
PENDING

New patent-pending EdgeHalt® Ladder Safety Gates are now the safest safety gates on the market. Their innovative Slam-Proof™ technology closes each gate in a quiet and controlled manner, extending the life of the gate. They have been tested to the OSHA, ANSI and Canada COHS standards and exceed the loading requirement by two times. Plus, their adjustable sizing not only makes installation simpler, but it also allows for a compact shipping box, reducing shipping costs.



Controlled / Quiet
Operation



Spring Guaranteed
For Life Of Gate



OSHA, ANSI,
& Canada COHS



Save On Shipping



EDGEHALT® *Posi-Stop Ladder Safety Gate* (LSGPS) (LSG PSD)



Compliant

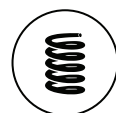



Save On Shipping



Controlled / Quiet
Operation

In addition to the single model, the new line includes the Posi-Stop model, available in both single and double configurations. These adjustable, Slam-Proof gates are the perfect solution when you don't have a regular railing or surface for a strike plate to stop or rest in place against. The double configuration is perfect for situations where side room is limited and the swing area of the gate needs to be minimized.



Over 3 Million
Cycle Tested



Limited Lifetime
Warranty



CE Marked



Compliant

EDGEHALT® *Adjustable Safety Gate* (ASG)

This one gate size is flexible enough to fit a large range of guardrail openings (18"-36"). Its guaranteed-for-life springs have been tested to withstand over three million cycles. It is CE Marked and meets OSHA, ANSI, Canada COHS and CSA guardrail standards to help protect workers from the dangers of elevated guardrail openings. Best of all, this gate comes with a limited lifetime warranty.



EDGEHALT® (LSGF)

Full Height Ladder Safety Gate

The EdgeHalt Full Height Ladder Safety Gate is an OSHA- and ANSI-compliant swing gate system that is self-closing to ensure that protection is in place when it is needed most. It provides a 42" top rail, mid-rail and 5" safety toeboard for increased personnel protection.

SAFETY GATE ACCESSORIES



LADDER SAFETY GATE STAND-OFF MOUNTING SYSTEM (LSG-STNDOFF)

This system is an optional railing attachment that creates increased platform space on the mezzanine edge and provides a steadying point on the platform for personnel to utilize when transitioning through the Ladder Safety Gate.

LADDER SAFETY GATE ADAPTER BRACKET

Compatible with the EdgeHalt Single or Full Height Ladder Safety Gate, this adapter bracket is for customers with unique mounting needs.



LARGE PIPE ADAPTER
BRACKET (LP-2204)



FLAT BAR ADAPTER
BRACKET (FB-2205)



ANGLE IRON ADAPTER
BRACKET (AC-2206)

LOCK-OUT KIT

The Lock-Out Kit is the perfect accessory for any standard EdgeHalt Ladder Safety Gate. This kit allows for additional security to prevent unauthorized access to restricted areas, elevated platforms or mezzanines by locking the gate so that no one can pass through.



(515083 A)

ROOF HATCH SAFETY



HATCHGRIP® (HTG-PCG)


HatchGrip® provides ladder extension grips that extend beyond your hatch. These horizontal rungs ensure a firm, stable grip for employees exiting and entering a roof hatch, providing a safe and easy rooftop transition.



HATCHSAFE® (HSF)

HatchSafe® is a full-perimeter, self-closing railing system complete with integrated Ladder Safety Gate and HatchGrip horizontal grab bars. This product provides permanent, four-sided protection designed specifically for your roof hatch opening, ensuring a safe, stable grip for employees entering and exiting the roof hatch.

TRAFFIC CONTROL/EQUIPMENT GUARDING & MATERIAL HANDLING SOLUTIONS



"Operator" push button option (sold separately) allows the gate to be easily opened and closed with the simple push of a button.



EDGESAFE®

Smart Gate

(ESG AND ESGDBL)

Improve employee and customer safety the smart way by utilizing the EdgeSafe® Smart Gate in your facility. With flexible sizing to fit virtually any situation, this gate is ideal for a variety of applications, including machine guarding, equipment protection, ground-level traffic/pedestrian control, area perimeter protection, loading docks and so much more.

The Smart Gate lifts vertically 90 degrees (without pinch points), giving access to the restricted/protected area. Its Slam-Proof™ technology controls speed, reduces noise and provides safety to the operator while the gate is closing. In addition, each gate is designed with a Lock-Out feature to prevent unauthorized access. EdgeSafe Smart Gates are available in both Single (48" to 156") and Double (108" to 324") configurations. The Double gates are well-suited for low headroom and wide areas.



Controlled / Quiet Operation



Adjusts To A Variety Of Widths



Approved For Fall Protection



EDGESAFE®

Safety Railing

(ESR)

The incredibly customizable EdgeSafe Safety Railing serves as the foundation for a complete safety system in your facility. By utilizing a universal, omnidirectional bracket, this safety railing is flexible enough to address almost any application from the top of the mezzanine to the ground level (unlike a typical straight or 90-degree railing) and adaptable enough to follow virtually any required angle.

This safety railing system is sold in four components: 1-1/2" schedule 40 steel pipe as a horizontal railing (89" in length), vertical posts (3.5" each), railing brackets and a toeboard.



Compliant

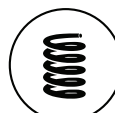


Adapts To Virtually Any Angle



Simple Installation

TRAFFIC CONTROL & EQUIPMENT GUARDING



Over One Million Cycle Tested



Swings Bidirectionally



EDGESAFE®

Personnel Access Gate

(EPAG)

Warn personnel about dangerous or off-limits areas with the EdgeSafe Personnel Access Gate. This durable, floor-level gate swings bidirectionally (both ways) to allow pedestrians to enter or exit an access-restricted area. In addition, there is an 8.5" x 14" area to affix warning signage to the gate (signage not provided).

Pictured with a Mounting Post Kit (sold separately)

(EPAGS) This single-arm model features a single bar for a discreet appearance, easier installation and a lower overall cost. As versatile as it is functional, this gate excels at protecting floor-level areas in which personnel and forklifts share the same traffic spaces, controlling a single access point in order for pedestrians to safely enter or exit restricted areas.

This model is not to be used for fall protection.

MATERIAL HANDLING SOLUTIONS



SAFEMEZZ360™ (SMZ)

SafeMezz360™ is the all-angles way to protect your team on the mezzanine. This ANSI- and OSHA-compliant fall-protection product creates a foolproof enclosed area that helps keep workers safe. Its Slam-Proof™ technology controls speed, reduces noise and provides safety to the operator while the gate is closing. This gate includes a 5" safety toeboard and is available in single or double pallet widths.




Compliant



Personnel Fall Protection



Controlled / Quiet Operation



CE Marked

SafeMezz® Vertical, Horizontal, Downward and Pallet Gates are rugged, practical and OSHA compliant. These gates open to allow you to forklift materials to your elevated space, then close to keep personnel safe from falls. The Vertical Gate is ideal for mezzanines with limited side room and deck space, the Horizontal Gate is perfect when headroom is limited and the Downward Gate is an excellent choice for buildings with limited side room or headroom. The Pallet Gate is ideal for material handling, warehousing and picking/packages areas.



SAFEMEZZ®

Vertical Gate

(MGV)



Compliant



Manual Or Automated Operation



SAFEMEZZ®

Horizontal Gate

(MGH)



Compliant



Manual Or Automated Operation



SAFEMEZZ®

Downward Gate

(MGD)



Compliant



Automated Operation



SAFEMEZZ®

Pallet Gate

(PLG)



Compliant



Self-Closing



PALLET RACK SAFETY GATE (PRG)

This safety gate is a self-closing gate system designed to fit existing rack systems. After palletized material is forklifted through the gate and the material conveys away from the opening, the spring-loaded gate self-closes along the racking edge.



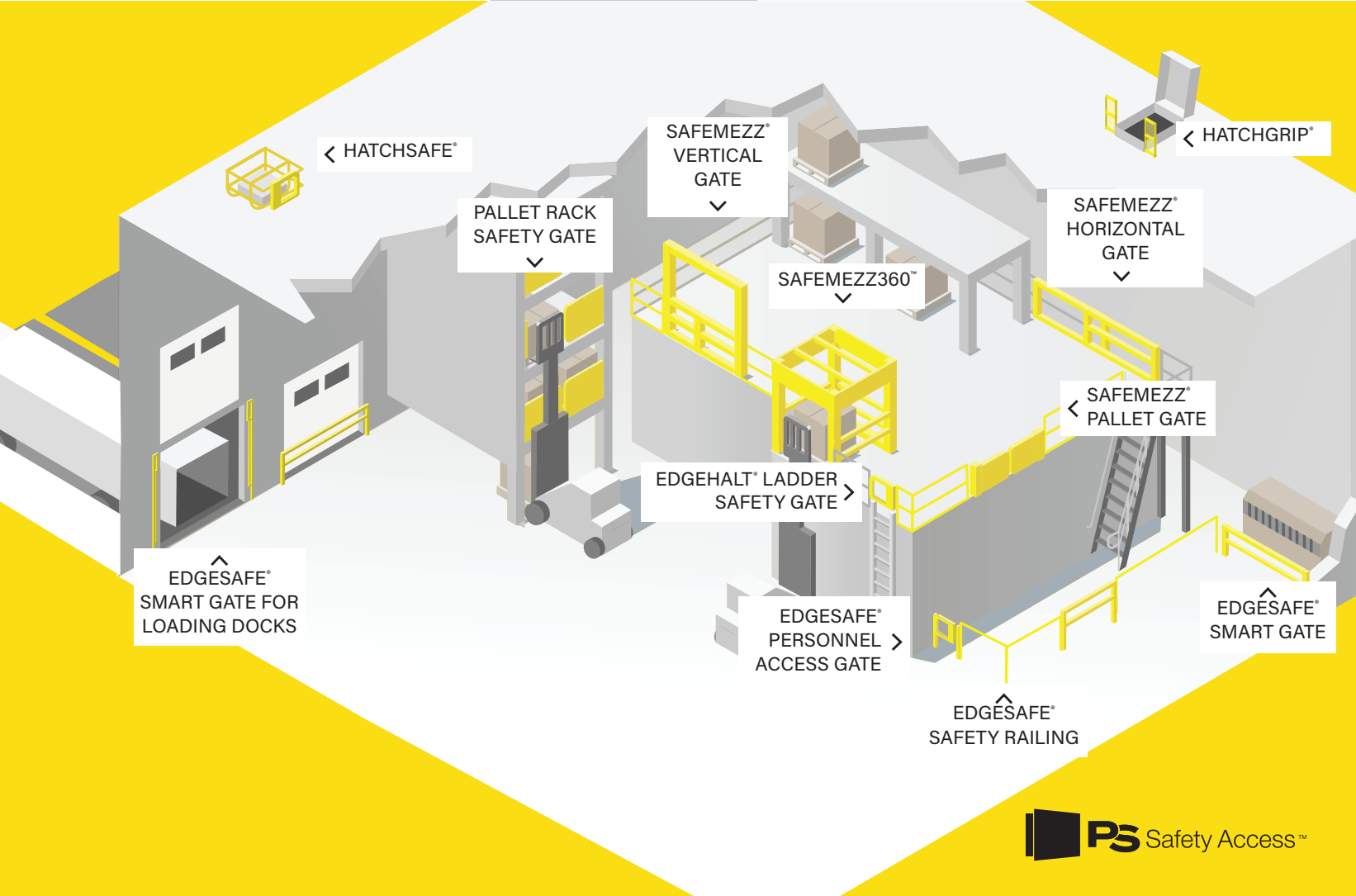
Compliant



Personnel Fall Protection



Self-Closing



PS Safety Access™



Check out these other product lines from PS Industries®



PS Access Solutions™ includes a complete line of industrial doors and hatches constructed to specifically withstand the abuses of industry and manufacturing.



PS Flood Barriers™ offers a complete line of flood doors, walls, planks and hatches that provide proven protection against floodwaters.

877.446.1519 | pssafetyaccess.com | 4psinfo@psindustries.com
1150 South 48th Street | Grand Forks, ND 58201