

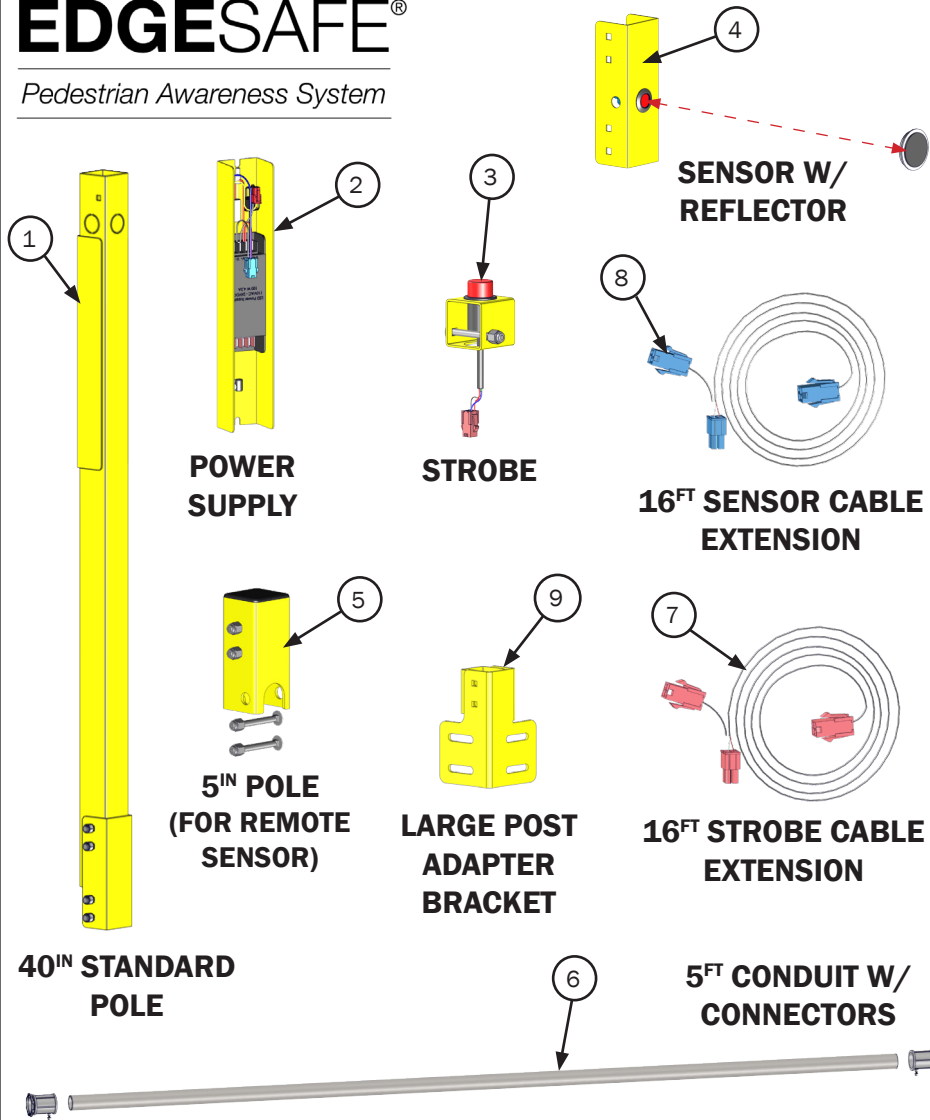
EPAS MEASURING GUIDE



1150 S. 48TH STREET, GRAND FORKS, ND 58201
Phone: 701.746.4519 | **Toll Free:** 877.446.1519
Website: pssafetyaccess.com
Email: 4psinfo@psindustries.com

EDGESAFE[®]

Pedestrian Awareness System



QUOTE REQUESTED

ORDER

SOLD/QUOTE TO:

NAME:

COMPANY:

ADDRESS:

CITY, STATE, ZIP:

PHONE:

FAX:

EMAIL:

SHIP TO:

NAME:

DATE:

ADDRESS:

P.O.#:

CITY, STATE, ZIP:

TAG:

PHONE:

SHIP VIA:

PROJECT INFO:

PROJECT NAME:

EXT. TUBE WIDTH:

(inches)

EXT. TUBE DEPTH:

(inches)

FINISH OPTION:

POWDER COAT SAFETY YELLOW
(STANDARD)

CUSTOM COLOR (POWDER COAT)

***For orders or product inquiries please email 4psinfo@psindustries.com**

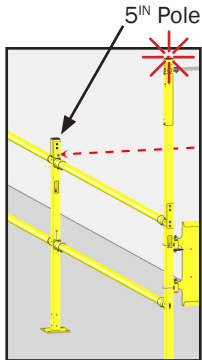
ITEM #	DESCRIPTION	PART #
1	EPAS;40IN POLE KIT	EPAS-POLE 40-KIT
2	EPAS;POWER SUPPLY KIT	EPAS-POWER-KIT
3	EPAS;STROBE KIT	EPAS-STROBE-KIT
4	EPAS;SENSOR KIT	EPAS-SENSOR-KIT
5	EPAS;5IN POLE KIT	EPAS-POLE 5-KIT
6	EPAS;5FT CONDUIT ASM	517100
7	EPAS;STROBE CABLE EXT-16FT	517121
8	EPAS;SENSOR CABLE EXT-16FT	517122
9	EPAS;LARGE POST ADAPTER BRACKET	517102

NOTICE System is limited to three (3) Strobe Kits and three (3) Sensor Kits per one (1) Power Supply Kit.

NOTICE Sensor Reflector application range of 1"– 275".

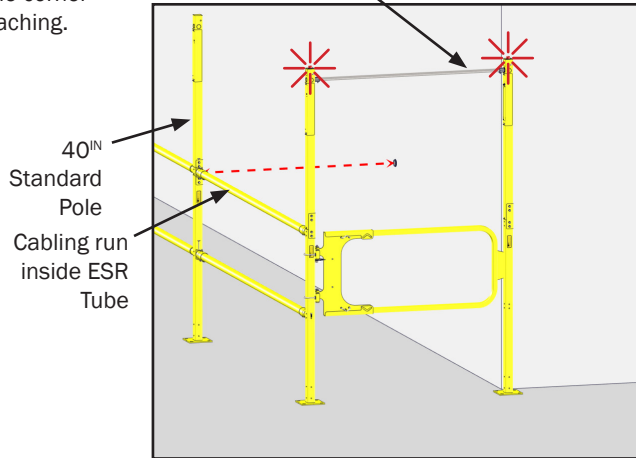
REMOTE BLIND CORNER

NOTICE The remote blind corner sensor placement is to provide prior warning around the corner that someone is approaching.



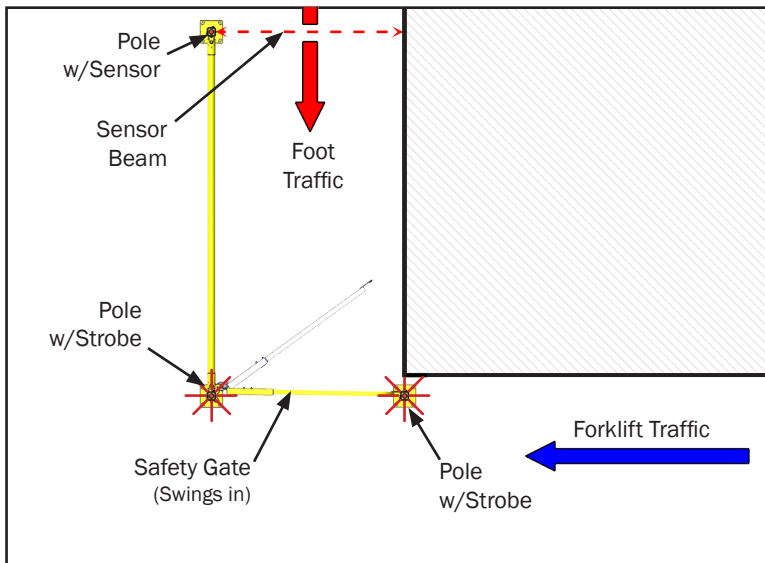
**ISO VIEW
(5IN POLE)**

Conduit for Cabling
above Gate



**ISO VIEW
(40IN POLE)**

*Shown with:
Ladder Safety Gate
(LSG-4050-PCY),
Safety Railing (ESR-PCY)*

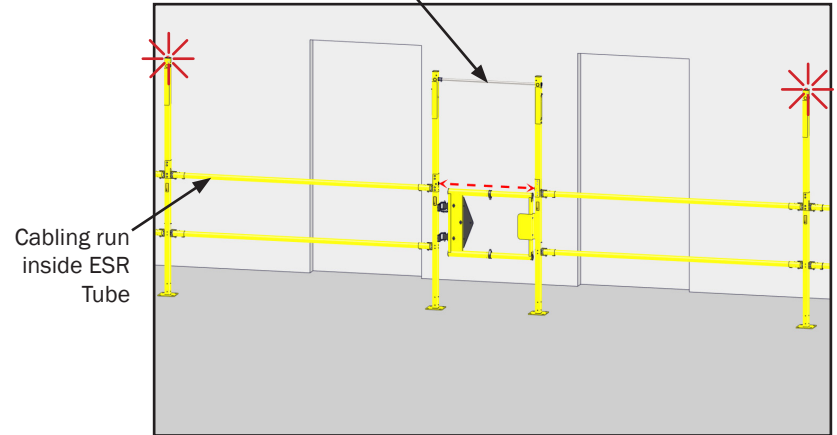


TOP VIEW

NOTICE Power Supply placed in any 40" Pole.

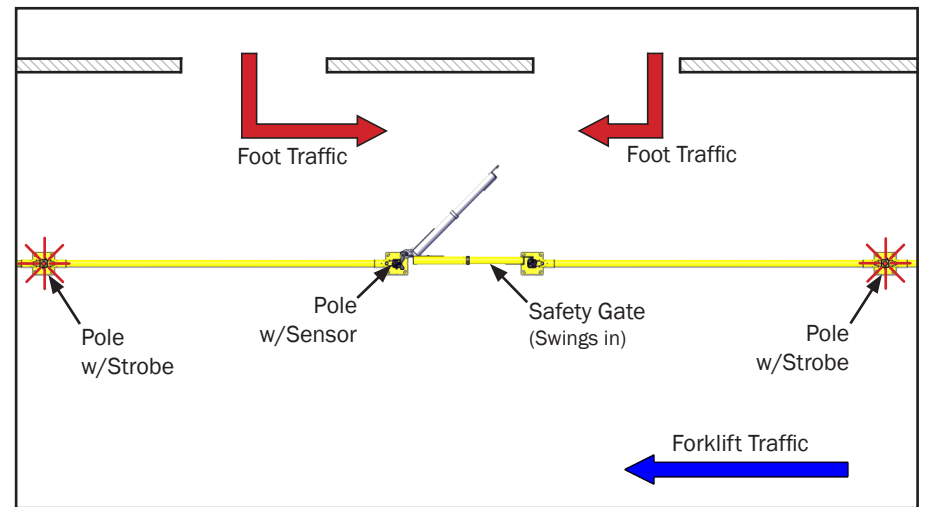
OFFICE EXIT

Conduit for Cabling
above Gate



ISO VIEW

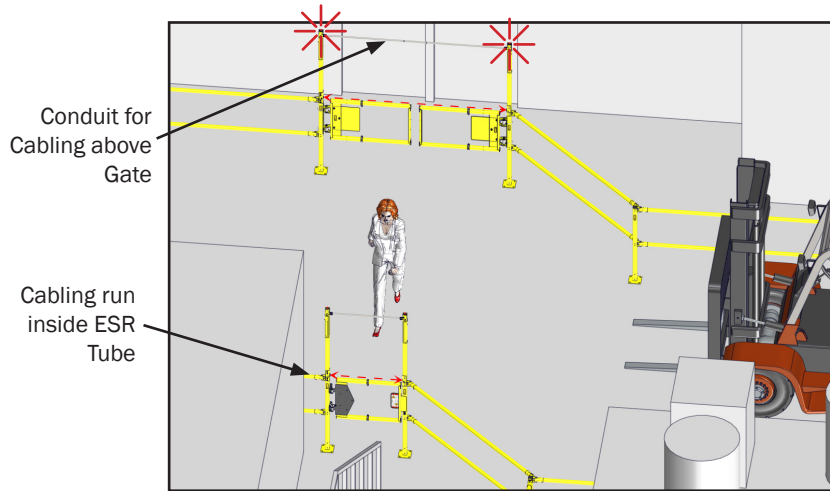
*Shown with:
Adjustable Safety Gate
(ASG-1836-PCY),
Safety Railing (ESR-PCY)*



TOP VIEW

NOTICE Power Supply placed in any 40" Pole.

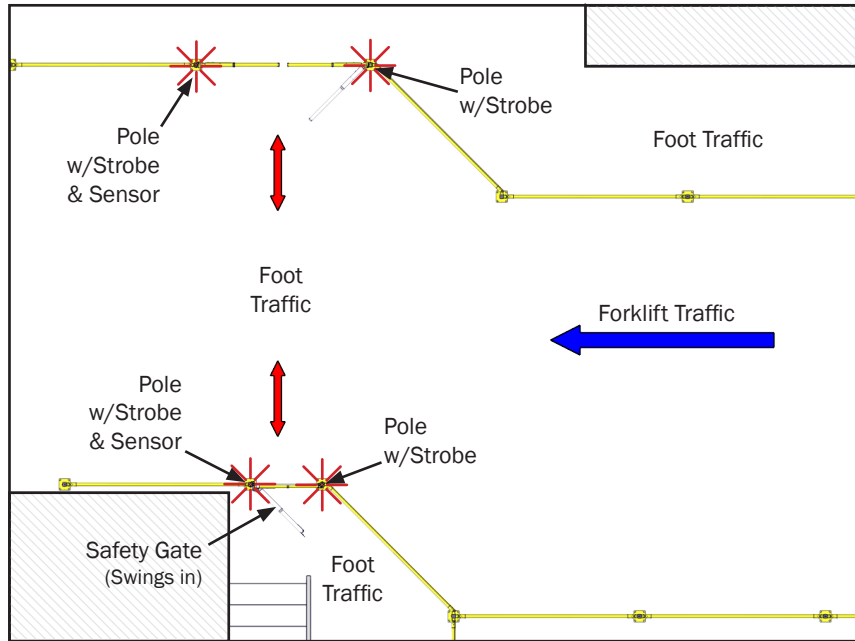
FOUR-WAY CROSSING



ISO VIEW

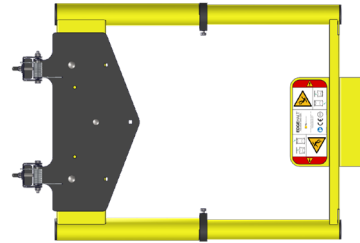
Shown with:
Adjustable Safety Gate (ASG-1836-PCY),
Pedestrian Access Gate (EPAG-2148-PCY),
Safety Railing (ESR-PCY)

NOTICE Strobes activate only on the Opening after crossed.

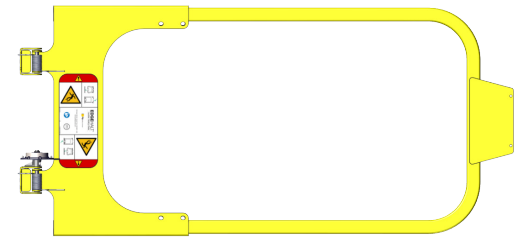


NOTICE Power Supply placed in any 40" Pole.

ADDITIONAL PRODUCTS

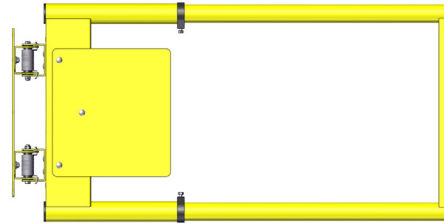


ADJUSTABLE SAFETY GATE (ASG)
(Swings one direction)



LADDER SAFETY GATE (LSG)
(Swings one direction)

NOTICE These Gates stop personnel from leaving a safe area into a hazardous area without stopping to pull the gate open. They also allow free egress from hazardous areas to safe areas for all personnel.




PERSONNEL ACCESS GATE (EPAG)
(Swings both directions)



PERSONNEL ACCESS GATE-SINGLE (EPAGS)
(Swings both directions)

NOTICE Used in situations where you choose to allow personnel to walk straight in either direction. A large signage board is used to notify personnel of specific hazards.



EDGESAFE® RAILING SYSTEM
(Standard Pole mounts to Posts, wiring able to run through Railing)

EDGESAFE®

Pedestrian Awareness System

*Sketch project layout here, scan guide, and email to 4psinfo@psindustries.com

